

COMMERCIAL ELECTRIC WATER HEATERS

Lochinvar's Junior electric models are available from 2.5 to 40 gallon capacities in compact designs ideal for point-of-use commercial applications.

JUNIOR ELECTRIC MODELS

STANDARD FEATURES

CODE COMPLIANCE - Complies with the Federal Energy Conservation Standards effective April 16, 2015, in accordance with the Energy Policy and Conservation Act, (EPCA), as amended.

APPROVED FOR MANUFACTURED HOME - The Junior electric models meet HUD requirements for manufactured home installations.

ADJUSTABLE ELECTRIC THERMOSTAT CONTROL - This accurate control provides an easy way to adjust water temperature for best economy and optimum comfort. An automatic overheat safety control is standard.

IMMERSION HEATING ELEMENTS - Zinc-coated, copper sheath design for longer life in hard, aggressive water. The elements screw in for easy service and replacement.

GLASS-LINED STEEL TANK - The durable glass lining is fused to the steel tank at 1600°F to assure lasting protection against rust and corrosion while providing clear, clean hot water. 300 PSI test pressure; 150 PSI working pressure.

NON-CFC FOAM INSULATION - A uniform coverage of thick closed-cell foam insulation minimizes standby heat loss, maximizes heat retention and delivers a high Energy Factor.

TANK SAVER ANODE - A large diameter, high capacity anode inhibits corrosion of the tank interior for long, trouble-free service.

HEAT TRAP - Heat traps are built into the inlet and outlet connections to eliminate heat migration and heat loss in the water piping.

TEMPERATURE & PRESSURE RELIEF VALVE - Factory installed for optimum safety.

BRASS DRAIN VALVE - An enhanced ball valve design for effective drainage and positive shut-off.

6 YEAR LIMITED TANK & PARTS WARRANTY* - See warranty sheet for details.

10 YEAR EXTENDED WARRANTY - Available for residential applications only. *1-year limited tank & parts warranty when installed in a commercial application.

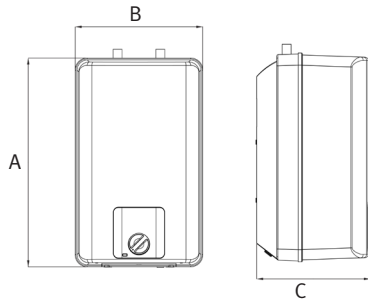
OPTIONAL EQUIPMENT

ADJUSTABLE WATER HEATER SHELF - Heavy gauge steel shelves assemble six different ways for convenient wall mounting.

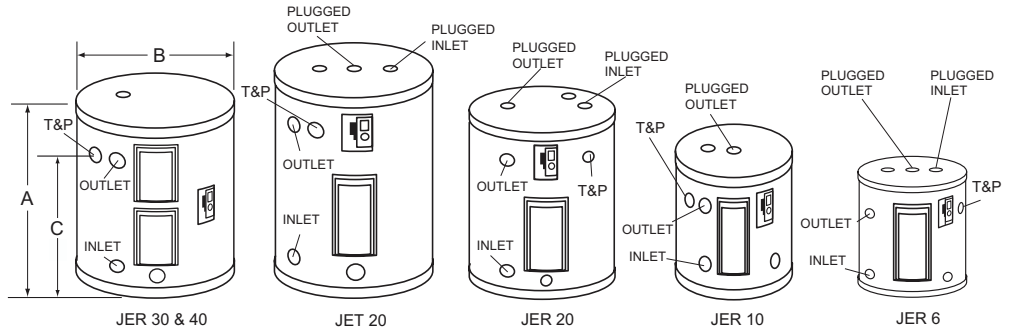


DIMENSIONS AND SPECIFICATIONS

2.5 GALLON MODEL



6 - 40 GALLON MODELS



Model Number	Nominal Gallon Cap.	Rated Storage Cap.	Standard Voltage	Standard Watts	Min Watts	Max Watts	UEF	1st HR. Rating	GPH @ 90°F Rise	A	B	C	Ship. Wt.
Point-Of-Use Models													
JEC002BS	2.5	2.6	120v	1440	N/A	N/A	N/A	N/A	7	14-1/2"	11-3/4"	10-1/2"	17
JEC004BS	4	4	120v	1440	N/A	N/A	N/A	N/A	7	19-1/4"	11-3/4"	10-1/2"	20
JEC006BS	6	6	120v	1440	N/A	N/A	N/A	N/A	7	20"	13-3/4"	12-1/2"	24
Junior Electric Models with Insulation Blanket													
JER-30B DAK	28	26	240v	4500	1650	6000	.90	47	21	30"	22"	21-3/4"	101
JER-40BW DAJ	38	35	240v	4000	1650	4000	.91	38	18	31-3/4"	24"	24"	118
JER-40B DAK	38	35	240v	4500	4500	6000	.94	57	21	31-3/4"	24"	24"	118
Junior Electric Models													
JER-06 SCD	6	6	120v	1650	1650	3000	N/A	N/A	8	15-1/4"	14-1/4"	10-3/4"	35
JER-10 SCD	10	9	120v	1650	1650	6000	N/A	N/A	8	18-1/4"	16"	12-1/4"	41
JER-20 SCF	19	17	120v	2500	2500	6000	N/A	N/A	11	24-3/4"	18"	18-3/4"	68
JET-20 SCF	19.9	19.0	120v	2500	2500	6000	N/A	N/A	11	31-3/4"	16"	25-3/4"	68
JER-30 DAK	28	26	240v	4500	1650	6000	.91	43	21	31-1/4"	24"	21-3/4"	115
JER-40W DAJ	38	35	240v	4000	1650	4000	.91	38	18	33-1/2"	26"	24"	118
JER-40 DAK	38	35	240v	4500	4500	6000	.93	54	21	33-1/2"	26"	24"	118

Note: The Point-Of-Use models are available in 120 volt, 1440 watts only. Water connections are 3/4" NPT.

Alternate Elements for 6-40 Gallon				Recovery Rate (GPH @ °F Rise)			VOLTAGE SCHEDULE
Wattage	C - 120V	J - 208V	A - 240V	40°F	70°F	100°F	
C-1500	N/A	Yes	Yes	16	9	6	C - 120V 1ø J - 208V 1ø A - 240V 1ø
D-1650	Yes	N/A	N/A	17	10	7	
E-2000	Yes	Yes	Yes	21	12	8	
F-2500	Yes	Yes	Yes	26	15	10	
G-3000	Yes	Yes	Yes	31	18	12	
H-3500	N/A	Yes	Yes	36	21	14	
J-4000	N/A	Yes	Yes	41	24	17	
K-4500	N/A	Yes	Yes	47	27	19	
M-5000	N/A	Yes	Yes	52	30	21	
N-5500	N/A	Yes	Yes	57	32	23	
P-6000	N/A	Yes	Yes	62	35	25	

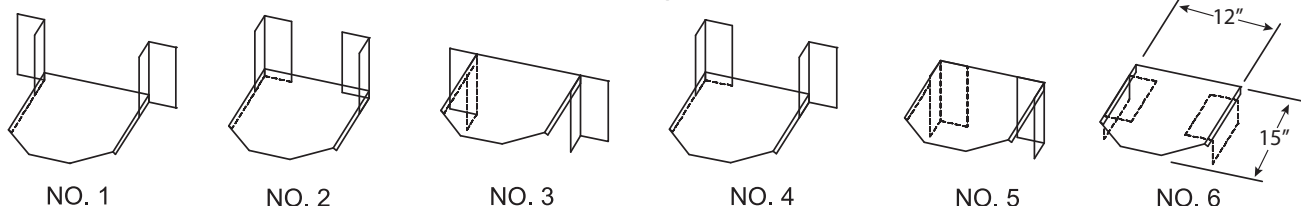
FOR EASE IN ORDERING BY MODEL NUMBER

JER	06	S	C	D
MODEL	GALLON CAPACITY	ELEMENT QTY	VOLTAGE	ELEMENT WATTAGE

This heater is a Junior Electric Model that is 120 volts, 1 phase with a 6 gallon capacity and has a 1650 wattage heating element.

For technical information call 800-722-2101. Lochinvar, LLC reserves the right to make product changes or improvements without prior notice.

SIX WAY SHELF MOUNTINGS – 2.5, 6 and 10 Gallon Models Only. (Part number JKT 3004)



Lochinvar, LLC
300 Maddox Simpson Parkway
Lebanon, Tennessee 37090
P: 615.889.8900 / F: 615.547.1000

[f](#) [in](#) [v](#) [e](#) [i](#) [o](#) [u](#) [t](#) [y](#) [h](#) [e](#) [r](#) [e](#) [l](#) [l](#) [e](#) [t](#) [e](#) [r](#) [e](#) [c](#) [e](#) [r](#) [t](#) [e](#) [d](#) [b](#) [y](#) [l](#) [o](#) [c](#) [h](#) [i](#) [n](#) [v](#) [a](#) [r](#) [c](#) [o](#) [m](#)



LOW LEAD CONTENT